












# Woburn Street School Student Survey



1. What grade are you in?			Response Percent	Response Count
Grade One			29.9%	145
Grade Two			34.8%	169
<b>Grade Three</b>			<b>35.3%</b>	<b>171</b>
			<i>answered question</i>	<b>485</b>
			<i>skipped question</i>	<b>2</b>

2. I feel safe here at the Woburn Street School.			Response Percent	Response Count
Yes			97.1%	467
Not			3.1%	15
			<i>answered question</i>	<b>481</b>
			<i>skipped question</i>	<b>6</b>



3. I have fun learning at the Woburn Street School.			Response Percent	Response Count
Yes			94.4%	454
No			6.9%	33
			<i>answered question</i>	<b>481</b>
			<i>skipped question</i>	<b>6</b>

4. I like the Woburn Street School.				
			Response Percent	Response Count
Yes		96.7%	465	
No		3.5%	17	
			<i>answered question</i>	<b>481</b>
			<i>skipped question</i>	<b>6</b>

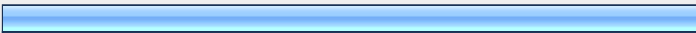

5. My teachers treat me with respect.				
			Response Percent	Response Count
Yes		98.5%	457	
No		1.9%	9	
			<i>answered question</i>	<b>464</b>
			<i>skipped question</i>	<b>23</b>

6. My teacher is a good teacher.				
			Response Percent	Response Count
Yes		99.1%	465	
No		1.3%	6	
			<i>answered question</i>	<b>469</b>
			<i>skipped question</i>	<b>18</b>



**7. The Red Sox will win the World Series this year.**



		Response Percent	Response Count
Yes		87.7%	414
No		13.8%	65
<i>answered question</i>			<b>472</b>
<i>skipped question</i>			<b>15</b>



**8. My teacher listens to my ideas.**



		Response Percent	Response Count
Yes		96.1%	442
No		4.8%	22
<i>answered question</i>			<b>460</b>
<i>skipped question</i>			<b>27</b>



**9. My teacher believes I can learn.**




		Response Percent	Response Count
Yes		99.1%	466
No		1.1%	5
<i>answered question</i>			<b>470</b>
<i>skipped question</i>			<b>17</b>

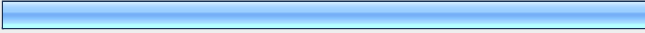


10. I am recognized for good work.			
		Response Percent	Response Count
Yes		93.7%	432
No		7.8%	36
<i>answered question</i>			<b>461</b>
<i>skipped question</i>			<b>26</b>




11. I am challenged by the work my teacher asks me to do.			
		Response Percent	Response Count
Yes		80.8%	378
No		21.4%	100
<i>answered question</i>			<b>468</b>
<i>skipped question</i>			<b>19</b>

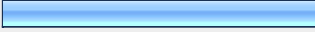


12. The work I do in class makes me think.			
		Response Percent	Response Count
Yes		94.0%	436
No		7.1%	33
<i>answered question</i>			<b>464</b>
<i>skipped question</i>			<b>23</b>



13. I use a computer at home.			Response Percent	Response Count
Yes			87.0%	409
No			14.7%	69
			<i>answered question</i>	<b>470</b>
			<i>skipped question</i>	<b>17</b>




14. I try my best to be a good student.			Response Percent	Response Count
Yes			86.2%	400
No			0.9%	4
Sometimes			14.9%	69
			<i>answered question</i>	<b>464</b>
			<i>skipped question</i>	<b>23</b>

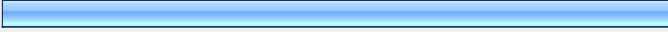

15. Good work is expected at my school.			Response Percent	Response Count
Yes			89.0%	412
No			1.1%	5
Sometimes			11.9%	55
			<i>answered question</i>	<b>463</b>
			<i>skipped question</i>	<b>24</b>

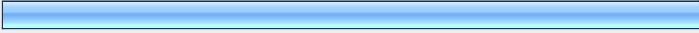

16. I behave well at school.				
			Response Percent	Response Count
Yes		82.5%	383	
No		1.5%	7	
Sometimes		18.3%	85	
			<b>answered question</b>	<b>464</b>
			<b>skipped question</b>	<b>23</b>



17. Students are treated fairly by other students during recess time.				
			Response Percent	Response Count
Yes		43.2%	200	
No		7.3%	34	
Sometimes		52.5%	243	
			<b>answered question</b>	<b>463</b>
			<b>skipped question</b>	<b>24</b>



18. Students are treated fairly by the principal and assistant principal.				
			Response Percent	Response Count
Yes		96.3%	444	
No		3.9%	18	
			<b>answered question</b>	<b>461</b>
			<b>skipped question</b>	<b>26</b>

19. What is your favorite flavor of ice cream?			
		Response Percent	Response Count
Chocolate		45.5%	210
Vanilla		51.7%	239
Strawberry		14.3%	66
		<i>answered question</i>	<b>462</b>
		<i>skipped question</i>	<b>25</b>

20. Students at my school treat me with respect.			
		Response Percent	Response Count
Yes		92.0%	425
No		10.4%	48
		<i>answered question</i>	<b>462</b>
		<i>skipped question</i>	<b>25</b>

21. Students at my school are friendly.			
		Response Percent	Response Count
Yes		96.3%	443
No		6.7%	31
		<i>answered question</i>	<b>460</b>
		<i>skipped question</i>	<b>27</b>

22. I have support for learning at home.				
			Response Percent	Response Count
Yes		93.1%	432	
No		8.0%	37	
			<b>answered question</b>	<b>464</b>
			<b>skipped question</b>	<b>23</b>

23. My family wants me to do well in school.				
			Response Percent	Response Count
Yes		99.4%	459	
No		1.1%	5	
			<b>answered question</b>	<b>462</b>
			<b>skipped question</b>	<b>25</b>